

A66 Northern Trans-Pennine Project

Scheme 11: A1(M) Junction 53 Scotch Corner

TR010062

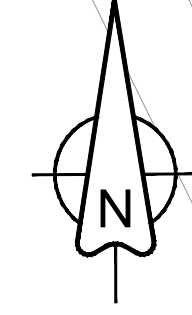
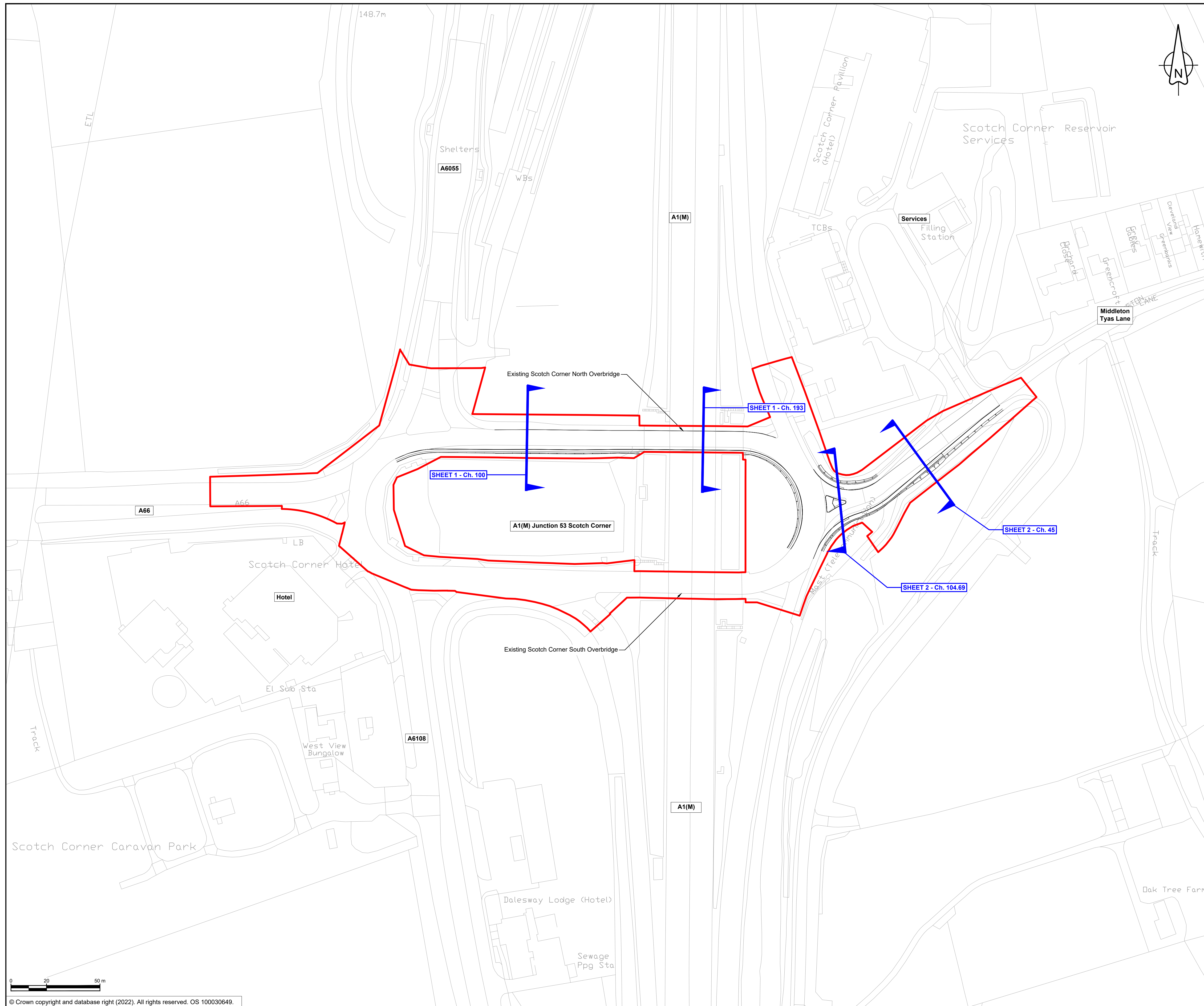
5.18 Engineering Section Drawings (Cross Sections)

APFP Regulations 5(2)(o) and 6(2)

Planning Act 2008

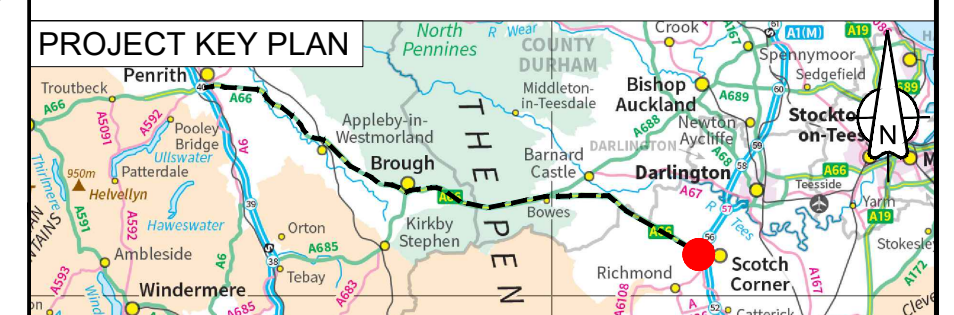
**Infrastructure Planning (Applications: Prescribed Forms and
Procedure) Regulations 2009**

June 2022



NOTES
1. ALL DIMENSIONS ARE IN METRES UNLESS NOTED OTHERWISE.

- KEY**
- THE SCHEME (SHOWN FOR ILLUSTRATIVE PURPOSES ONLY)
 - ORDER LIMITS
 - SECTION MARKER WITH SHEET AND CHAINAGE REFERENCE



C01	For DCO Submission				
	RKIG	RKIG	EKEL	TEGG	SSCO
	07/06/22	07/06/22	07/06/22	07/06/22	07/06/22
Revision	Revision details				
	Created	Checked	Reviewed	Approved	Authorised
	dd/mm/yy	dd/mm/yy	dd/mm/yy	dd/mm/yy	dd/mm/yy

Purpose
DCO APPLICATION

PINS Reference Number
TR010062/APP/5.18

Client
3 Piccadilly Place
Manchester
M1 3BN




Project Name / Scheme Name
A66 Northern Trans-Pennine Project
Scheme 11
A1(M) Junction 53 Scotch Corner

Drawing Title
Engineering Section Drawings
(Cross Sections)
Regulation 5(2)(o) & 6(2)
Key Plan

Project Ref. No.	Stage	Scale : 1:1000	@ A1
---		Dimensions : M	

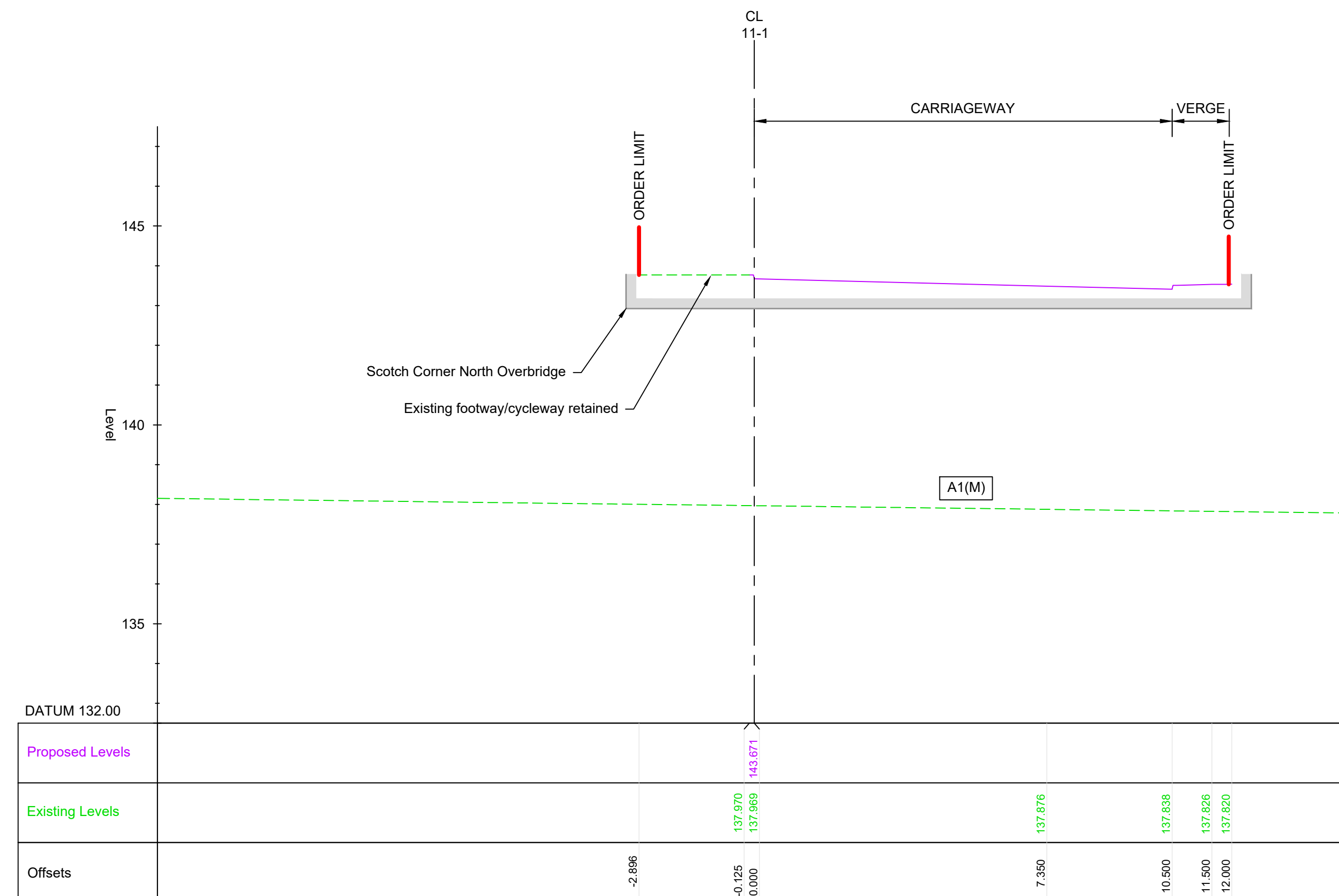
Drawing Number			
Project	Originator	Volume	
HE565627	AMY	HAC	-
S11	-DR-CH- 901100		
Location	Type	Role	Number

Suitability	Suitability Description	Revision
A	Approved for Stage Complete	C01



TYPICAL SECTION - CH 100 WORK NO. 11-1

Scale 1:100



TYPICAL SECTION - CH. 193 WORK NO. 11-1

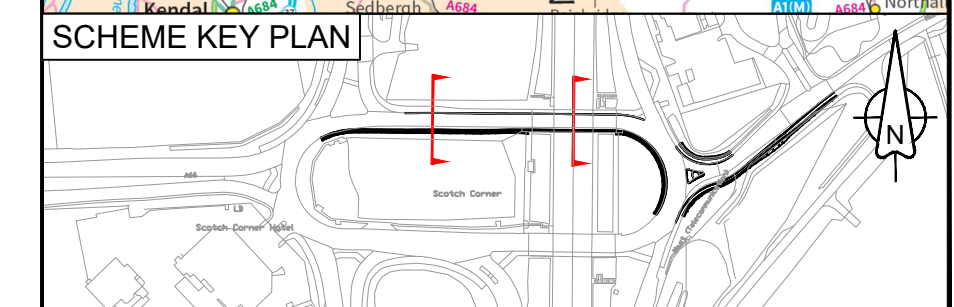
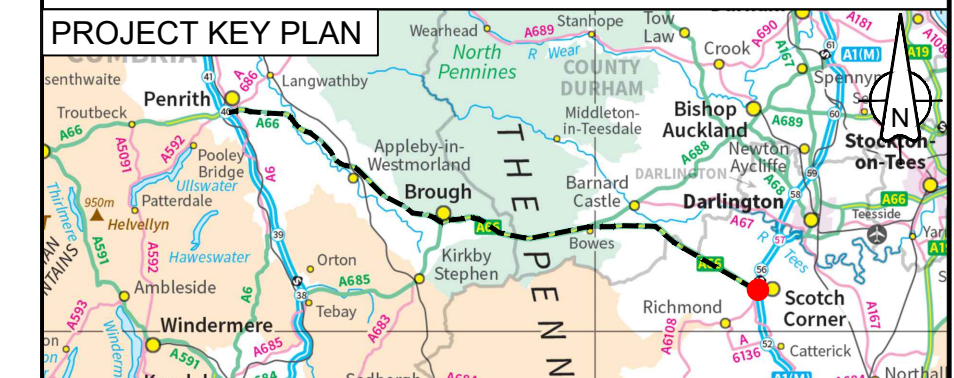
Scale 1:100

NOTES

1. ALL DIMENSIONS ARE IN METRES UNLESS NOTED OTHERWISE.
2. THESE ENGINEERING SECTION DRAWINGS SHOULD BE READ IN CONJUNCTION WITH THE KEY PLAN AND ALONGSIDE OTHER PLANS AND DOCUMENTS IN THE DEVELOPMENT CONSENT ORDER APPLICATION, IN PARTICULAR, THE WORKS PLANS AND SCHEDULE 1 (AUTHORISED DEVELOPMENT) TO THE DEVELOPMENT CONSENT ORDER.
3. FOR CHAINAGE PLEASE REFER TO THE ENGINEERING SECTION DRAWINGS (PLAN AND PROFILES).
4. WORK No. REFERENCES ARE DETAILED IN THE SCHEDULE 1 (AUTHORISED DEVELOPMENT) TO THE DEVELOPMENT CONSENT ORDER.
5. THE DESIGN SHOWN ON THESE ENGINEERING SECTION DRAWINGS IS ILLUSTRATIVE AND WILL BE SUBJECT TO THE DETAILED DESIGN DEVELOPMENT; ANY CHANGES WILL BE LIMITED TO BEING WITHIN THE ORDER LIMITS AND ANY OTHER CONSTRAINTS INCLUDED IN THE DEVELOPMENT CONSENT ORDER.

KEY

- PROPOSED LEVEL
- - - EXISTING LEVEL
- ORDER LIMIT



C01	For DCO Submission				
	RKIG	RKIG	EKEL	TEGG	SSCO
	07/06/22	07/06/22	07/06/22	07/06/22	07/06/22
Revision	Revision details				
	Created	Checked	Reviewed	Approved	Authorised
	dd/mm/yy	dd/mm/yy	dd/mm/yy	dd/mm/yy	dd/mm/yy

Purpose	DCO APPLICATION
PINS Reference Number	TR010062/APP/5.18

Client	3 Piccadilly Place Manchester M1 3BN	
--------	--	--

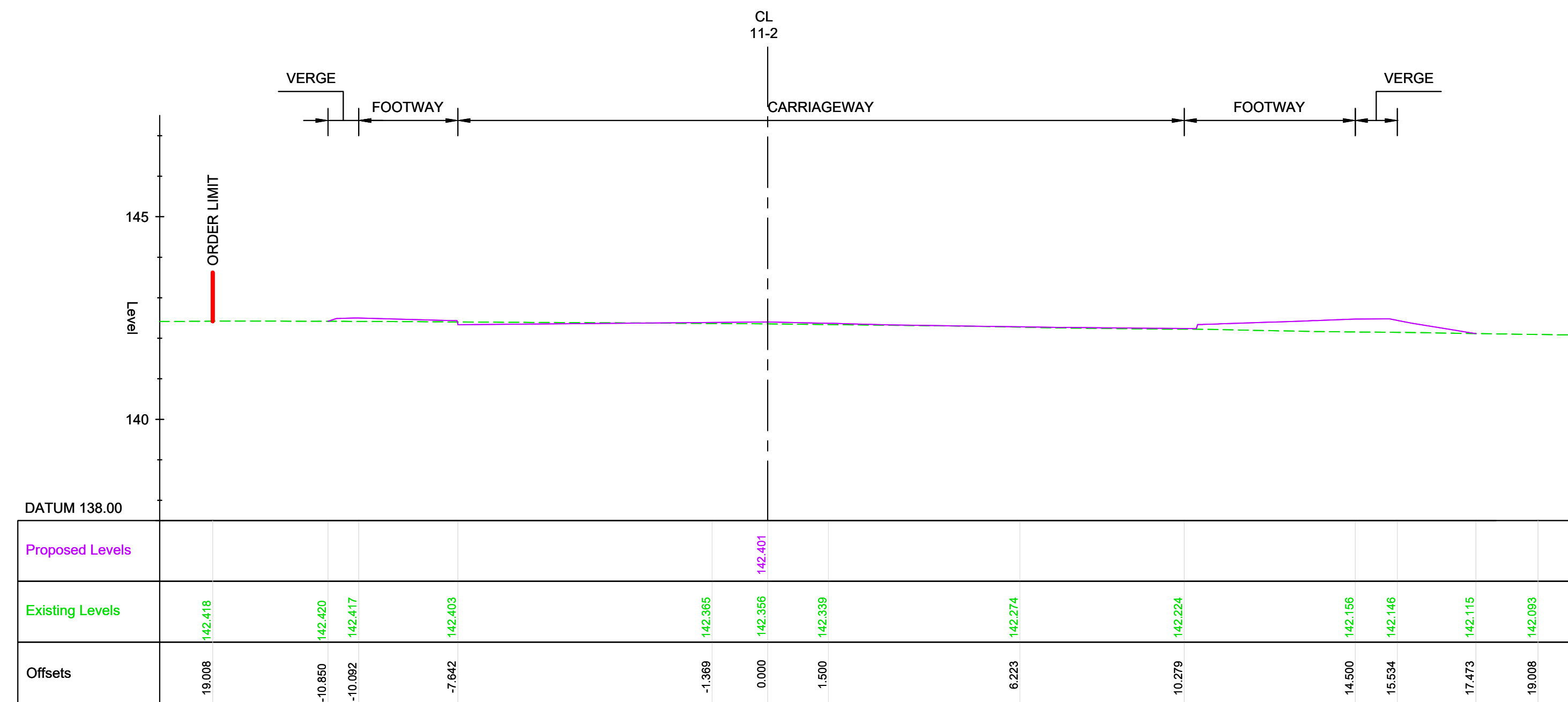
Project Name / Scheme Name
**A66 Northern Trans-Pennine Project
 Scheme 11
 A1(M) Junction 53 Scotch Corner**

Drawing Title
**Engineering Section Drawings
 (Cross Sections)
 Regulation 5(2)(o) & 6(2)
 Sheet 1 of 2**

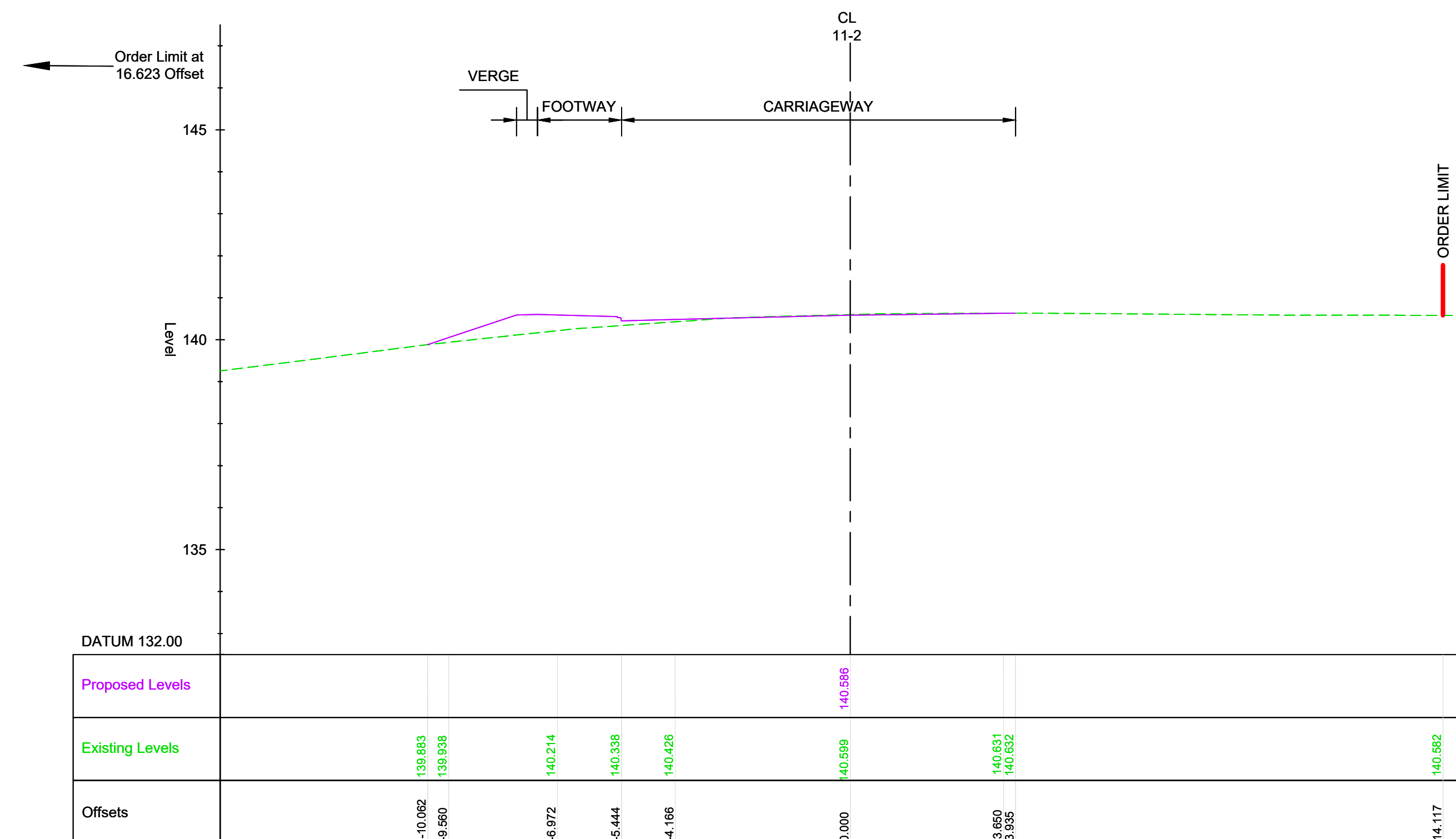
Project Ref. No.	Stage	Scale : 1:100	@ A1
---	PCF3	Dimensions : M	

Drawing Number	Project	Originator	Volume
	HE565627	AMY	HAC
	S11	-DR-CH-	901101
	Location	Type	Role

Suitability	Suitability Description	Revision
A	Approved for Stage Complete	C01



TYPICAL SECTION - CH. 104.691 WORK NO. 11-2
Scale 1:200



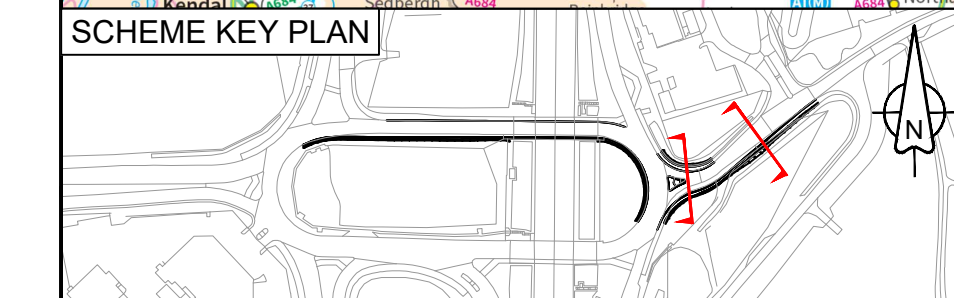
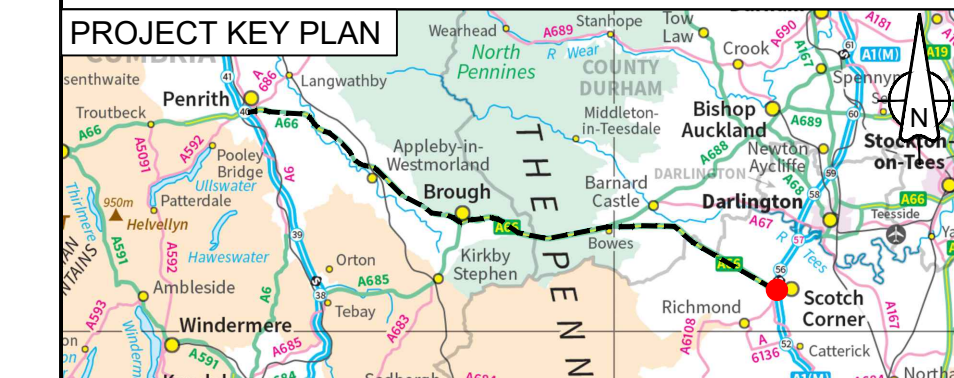
TYPICAL SECTION - CH. 45 WORK NO. 11-2
Scale 1:200

NOTES

- ALL DIMENSIONS ARE IN METRES UNLESS NOTED OTHERWISE.
- THESE ENGINEERING SECTION DRAWINGS SHOULD BE READ IN CONJUNCTION WITH THE KEY PLAN AND ALONGSIDE OTHER PLANS AND DOCUMENTS IN THE DEVELOPMENT CONSENT ORDER APPLICATION, IN PARTICULAR, THE WORKS PLANS AND SCHEDULE 1 (AUTHORISED DEVELOPMENT) TO THE DEVELOPMENT CONSENT ORDER.
- FOR CHAINAGE PLEASE REFER TO THE ENGINEERING SECTION DRAWINGS (PLAN AND PROFILES).
- WORK NO. REFERENCES ARE DETAILED IN THE SCHEDULE 1 (AUTHORISED DEVELOPMENT) TO THE DEVELOPMENT CONSENT ORDER.
- THE DESIGN SHOWN ON THESE ENGINEERING SECTION DRAWINGS IS ILLUSTRATIVE AND WILL BE SUBJECT TO THE DETAILED DESIGN DEVELOPMENT; ANY CHANGES WILL BE LIMITED TO BEING WITHIN THE ORDER LIMITS AND ANY OTHER CONSTRAINTS INCLUDED IN THE DEVELOPMENT CONSENT ORDER.

KEY

- PROPOSED LEVEL
- EXISTING LEVEL
- ORDER LIMIT



C01	For DCO Submission				
	RKIG	RKIG	EKEL	TEGG	SSCO
	07/06/22	07/06/22	07/06/22	07/06/22	07/06/22
Revision	Revision details				
	Created	Checked	Reviewed	Approved	Authorised
	dd/mm/yy	dd/mm/yy	dd/mm/yy	dd/mm/yy	dd/mm/yy

Purpose	DCO APPLICATION
PINS Reference Number	TR010062/APP/5.18

Client	3 Piccadilly Place Manchester M1 3BN	
--------	--	--

Project Name / Scheme Name
**A66 Northern Trans-Pennine Project
 Scheme 11
 A1(M) Junction 53 Scotch Corner**

Drawing Title
**Engineering Section Drawings
 (Cross Sections)
 Regulation 5(2)(o) & 6(2)
 Sheet 2 of 2**

Project Ref. No.	Stage	Scale :	@ A1
---	PCF3	1:100	
		Dimensions :	M

Drawing Number	Project	Originator	Volume
	HE565627	AMY	HAC
	S11	-DR-CH-	901102
	Location	Type	Role
			Number

Suitability	Suitability Description	Revision
A	Approved for Stage Complete	C01